



SHIMANE UNIVERSITY

พัฒนาภาษาและกิจการต่างประเทศ

มหาวิทยาลัยนเรศวร

ที่ ๐๔๗๒

วันที่ 12 ก.ย. 2562

เวลา 10:30 September, 2019

Dear Exchange Partners,

First of all, taking this opportunity, I would like to express my sincere gratitude for your consideration to promote the relationship between our universities.

We are pleased to inform you of our application procedures for our exchange program starting in April 2020.

Please refer to the attached documents and send us the required application materials by the following deadline. Application must be sent through the International Office or the department in charge of outbound exchange students at home universities.

1. Documents for Admission to Shimane University: **[Deadline: October 31st, 2019]**

- (1) Foreign Special Auditing Student Application Form (Form provided)
- (2) Course Request Form (Form Provided)
- (3) Personal Information (Form Provided)
- (4) Personal History (Form Provided)
- (5) Certificate of Health (Form Provided)
- (6) Recommendation Letter from the Dean of the Faculty or the Dean of the Office of International Programs to our Director of the Center for International Exchanges
- (7) Academic Record (Please attach an English or Japanese Translation.)
- (8) Certificate of Enrollment (Please attach an English or Japanese Translation.)
- (9) Study Plan (Form Provided, Please refer to the guideline.)
- (10) Documents to certify applicant's Japanese language proficiency if any

กองกลาง สำนักงานอธิการบดี
รับที่ 212331
วันที่ 16 ก.ย. 2562
เวลา 11.07 น.

***JLPT level N3 or its equivalent preferred. Students who don't have Japanese skills equivalent to JLPT level N5 cannot be accepted.**

Documents to certify applicant's English language proficiency for the MA/PhD students who wish to be enrolled in the Special Courses for International Students provided in English

2. Documents for Immigration: **[Deadline: December 13th, 2019]**

- (1) Application for Certificate of Eligibility (Form provided)
- (2) Two photographs for your Certificate of Eligibility and Student ID card (Use only valid passport-style photographs, taken within the last six months. Write your name on the back of both photographs. (Size: 40mm by 30mm, above the chest.)
- (3) Photocopy of Passport (Copy of a page or pages with your name and passport number legible)
- (4) Pledge of Financial Support (Form provided)
- (5) Financial supporter's bank statement (Deposit balance statement)
*The statement must indicate the deposit has more than JPY 1,500,000.
- (6) Copy of the financial supporter's identification card
- (7) Financial supporter's Job Certificate

*All the documents should be written in English or Japanese. Please attach Japanese or English translation to the originals in case written in any other languages.

All application materials should be emailed first and then posted to:

Kosuke TAKAHASHI (Mr.)
International Student Section
International Exchange Division
Shimane University
1060 Nishikawatsu, Matsue, Shimane 6908504 JAPAN
TEL: +81-852-32-7023
FAX: +81-852-32-6481
E-mail: ied-ryugaku@office.shimane-u.ac.jp

* When you email the application materials, please send the documents in the following types of format;

- Application for Certificate of Eligibility: EXCEL
- Photo data: JPEG or JPG
- Documents other than the above: PDF

เรียน อธิการบดี

ด้วย Shimane University ประเทศญี่ปุ่น ประชาสัมพันธ์
โครงการแลกเปลี่ยนนิสิตระยะยาว (Spring 2020) ณ Shimane
University ประเทศญี่ปุ่น เปิดรับนิสิตระดับปริญญาตรีและบัณฑิตศึกษา
เป็นระยะเวลา 1 ภาคการศึกษา ระหว่างเดือนเมษายน - กันยายน 2563
หรือระยะเวลา 1 ปีการศึกษา ระหว่างเดือนเมษายน 2563 - กุมภาพันธ์
2564 โดยนิสิตสามารถเลือกเรียนรายวิชาจาก 6 คณะ ทั้งแบบลงทะเบียน
เรียนหรือทำงานวิจัย รายละเอียดดังเอกสารแนบท้าย ทั้งนี้ นิสิตผู้ได้รับการ
คัดเลือกนิสิตจะได้รับการยกเว้นค่าธรรมเนียมการศึกษา จาก Shimane
University ซึ่งมหาวิทยาลัยนเรศวรสามารถเสนอชื่อเข้าร่วมได้จำนวน 2
ราย ตามข้อตกลง MoU ซึ่งนิสิตต้องมีคุณสมบัติ ดังนี้

1) ผ่านเกณฑ์ของมหาวิทยาลัย คือ 1) เป็น นิสิตมหาวิทยาลัย
นเรศวร และมีสถานภาพเป็นนิสิตมหาวิทยาลัยนเรศวรจน
เสร็จสิ้นโครงการฯ 2) มีผลการเรียนไม่ต่ำกว่า 3.00 ขึ้นไป
และ 3) มีผลคะแนนภาษาอังกฤษ CEPT ไม่ต่ำกว่าระดับ
B1 30 คะแนน

2) ผ่านเกณฑ์ของ Shimane University คือ

- โปรแกรม Japanese Language credit course ระดับ
ปริญญาตรี ต้องเป็นผู้มีทักษะความรู้ทางด้านภาษาญี่ปุ่น
เทียบเท่าระดับภาษาญี่ปุ่น N3 ขึ้นไป (Japanese Language
Proficiency Test: JLPT)
- โปรแกรม Special Auditing และ Special Research
ระดับบัณฑิตศึกษา ต้องเป็นผู้มีผลคะแนนภาษาอังกฤษ
TOEFL หรือ IELTS

ทั้งนี้ นิสิตผู้ประสงค์เข้าร่วมโครงการ นิสิตต้องเป็นผู้รับผิดชอบ
ค่าใช้จ่ายอื่นๆ ทั้งหมด และขอได้โปรดส่งเอกสารประกอบการสมัคร ได้แก่

- 1) แบบฟอร์มการสมัครของ Shimane ดังเอกสารแนบท้าย 2) ใบแสดงผล
การเรียน (Transcript) 3) หนังสือรับรองการเป็นนิสิต (ภาษาอังกฤษ)
- 4) ผลคะแนนภาษาอังกฤษ และ 5) หนังสือยินยอมและรับทราบค่าใช้จ่ายใน
การเข้าร่วมโครงการฯ

จึงเรียนมาเพื่อโปรดพิจารณา เห็นควรแจ้งประชาสัมพันธ์คณะ/
วิทยาลัย และประชาสัมพันธ์ผ่าน Website และเฟสบุ๊ก NU Scholarship
และหากมีนิสิตประสงค์เข้าร่วมโครงการ ขอได้โปรดเสนอชื่อมายัง
กองพัฒนาภาษาและกิจการต่างประเทศ ภายในวันที่ 15 ตุลาคม 2562
เพื่อเสนอชื่อไปยัง Shimane University ต่อไป

13 ก.ย. 62

11 ตุลาคม 2562

13 กันยายน 62

น. น

๑๖ ๙ ๖๖



- ❖ Information on Shimane University
(English) <http://www.shimane-u.ac.jp/en/>
(Chinese) <http://www.shimane-u.ac.jp/ch/>
(Korean) <http://www.shimane-u.ac.jp/ko/>
- ❖ “Shimane University Prospectus”
(English) https://kokusai.shimane-u.ac.jp/english/study_abroad/prospectus.html

* Please refer to these websites when the students choose faculties and departments in which they wish to study.

❖ Schedule :

No.	Item	Time
1	Application Deadline to Shimane University	October 31 st , 2019
2	Selection in Shimane University	November ~ December, 2019
3	Permission of Acceptance in Shimane University	Mid-December, 2019
4	Deadline for submitting the documents for Immigration to Shimane University	December 13 th , 2019
5	Shimane University applies for the Certificates of Eligibility at Immigration Office	Late December, 2019
6	Shimane University sends letters of acceptance, the certificates of eligibility, and housing information to the International Office of the applicant's home university.	January ~ February, 2020
7	Obtain visa at home country	February ~ March, 2020
8	Arrival in Japan	Early April, 2020

❖ Other Remarks:

- (1) The number of the students to be accepted for each semester is up to the number stipulated in the agreement.
- (2) Exchange students coming for one academic year are asked to provide proof of having at least 1,500,000 yen available to cover living expenses and travel costs. We require this documented proof for immigration procedures. **There is no scholarship for exchange students.**
- (3) We will make efforts to allocate rooms of International House or Student Dormitory to exchange students. However, there are some possibilities they have to live in off-campus apartment.
- (4) It is not permitted for students to participate in programs (including classes, courses, travels and so on) organized by any other institutions but Shimane University during the term of classes of Shimane University.

For further inquiries, please contact:

Mr. Kosuke TAKAHASHI / 高橋 宏輔
International Student Section / 留学生交流担当
International Exchange Division / 国際交流課
Shimane University / 島根大学
Phone: +81-852-32-7023, Fax: +81-852-32-6481
E-mail: ied-ryugaku@office.shimane-u.ac.jp

Thank you for your interest and concern in the mutual relationship between our universities.

Sincerely Yours,

Akira DEGUCHI
Director
Center for International Exchanges
Shimane University

Address:
1060 Nishikawatsu-cho, Matsue, Shimane, 690-8504 JAPAN
(Contact: International Exchange Division)

Tel: +81-(0)852-32-9735 (for international relations)
Tel: +81-(0)852-32-6106 (for international student exchanges)
Fax: +81-(0)852-32-6481 <http://www.shimane-u.ac.jp>

2020 Spring Shimane University Exchange Program

1 ข้อความ

企画部国際交流課留学生交流担当 <ied-ryugaku@office.shimane-u.ac.jp>
ถึง: 企画部国際交流課留学生交流担当 <ied-ryugaku@office.shimane-u.ac.jp>

12 กันยายน 2562 07:19

Dear Respectful Partners,

Warm Greetings from Shimane University, JAPAN!
I hope everything is going well with you.

It's my great pleasure to inform you of our exchange program for Spring 2020.

If you have any candidates, please refer to the attached files and send us the required application materials by October 31st, 2019.
Documents for Immigration should reach us by December 13th, 2019.

Should you have any inquiries, please feel free to contact us.

Thank you so much for your cooperation.
Look forward to welcoming your students to Shimane in April.

【Shimane Univ. PROSPECTUS】
https://kokusai.shimane-u.ac.jp/english/study_abroad/prospectus.html

【Guidebook for exchange students】
https://kokusai.shimane-u.ac.jp/_files/00309745/KokanguidebookE.pdf

Warm regards,
Kosuke

--

Kosuke TAKAHASHI (Mr.)
International Student Section
International Exchange Division
Shimane University
1060 Nishikawatsu, Matsue, Shimane 6908504 JAPAN
Tel: +81-852-32-7023 Fax: +81-852-32-6481
Email: ied-ryugaku@office.shimane-u.ac.jp

เอกสารแนบ 2 ฉบับ

 **recruitment notice.pdf**
142K

 **Application materials.zip**
801K

หนังสือยินยอมและรับทราบค่าใช้จ่ายในการเข้าร่วม
โครงการแลกเปลี่ยนนิสิตระยะยาว (Spring 2020) ณ Shimane University ประเทศญี่ปุ่น

1. Shimane University รับผิดชอบค่าธรรมเนียมการศึกษาตลอดโครงการ
2. ระยะเวลาเข้าร่วมโครงการ (โปรดเลือกอย่างใดอย่างหนึ่ง)

- ระยะเวลา 1 ภาคการศึกษา (เดือนเมษายน – กันยายน 2563)
- ระยะเวลา 1 ปีการศึกษา (เดือนเมษายน 2563 – กุมภาพันธ์ 2564)

3. นิสิตผู้เข้าร่วมโครงการต้องเป็นผู้รับผิดชอบค่าใช้จ่าย โดยประมาณการ รายละเอียดดังนี้

ที่	รายการ	จำนวนเงิน	
		เยนญี่ปุ่น	บาท*
1.	ที่พัก นิสิตสามารถเลือกประเภทที่พักได้		
	1. หอพักนิสิตต่างชาติ (หอพักภายในมหาวิทยาลัย) รวมค่าส่วนกลางและค่าน้ำค่าแก๊ส	5,900เยน/เดือน	1,632บาท/เดือน
	2. หอพักนิสิต (หอพักภายในมหาวิทยาลัย) รวมค่าส่วนกลางและค่าน้ำค่าแก๊ส	4,000-24,000เยน/เดือน	1,106-6,636บาท/เดือน
	3. หอพักนอกมหาวิทยาลัย ไม่รวมค่าส่วนกลางและค่าน้ำค่าแก๊ส	20,000-50,000เยน/เดือน	5,530-13,825บาท/เดือน
2.	ค่าใช้จ่ายส่วนตัวรายเดือน		
	1. สำหรับผู้ที่พักในมหาวิทยาลัย	60,000เยน/เดือน	16,590บาท/เดือน
	2. สำหรับผู้ที่พักนอกมหาวิทยาลัย	100,000เยน/เดือน	27,650บาท/เดือน
3.	ค่าเดินทาง		
	1. ค่าตัวเครื่องบินระหว่างประเทศไปกลับ	-	20,000บาท
	2. ค่าเดินทางภายในประเทศญี่ปุ่น (จากสนามบิน-มหาวิทยาลัย)	7,000-15,000เยน	1,934-4,178บาท
4.	ค่าหนังสือเดินทาง (Passport) (กรณียังไม่มี)	-	1,000บาท
5.	ค่าธรรมเนียมวีซ่าเข้าประเทศญี่ปุ่น	-	1,600บาท
6.	ค่าประกันสุขภาพในประเทศญี่ปุ่น (มหาวิทยาลัย Shimane บังคับ และไม่สามารถใช้ประกันสุขภาพที่มีอยู่ในประเทศไทยทดแทนได้)	2,000เยน/เดือน	553บาท/เดือน
7.	ค่าประกันชีวิตจากภัยพิบัติและอุบัติเหตุ (เป็นตัวเลือกที่แนะนำโดยมหาวิทยาลัย Shimane)	950-1,200เยน/เดือน	263-332บาท/เดือน
8.	ค่าอุปกรณ์ หนังสือเรียน	ขึ้นอยู่กับรายวิชาที่เลือกเรียน	

*อัตราแลกเปลี่ยน ณ วันที่ 12 กันยายน 2562 คือ 27 บาท ต่อ 100 เยนญี่ปุ่น

ข้าพเจ้าได้อ่านเงื่อนไขข้างต้น โดยยินยอมและรับทราบเงื่อนไขการเข้าร่วมโครงการเป็นที่เรียบร้อยแล้ว และหากข้าพเจ้าไม่สามารถเข้าร่วมโครงการฯ ไม่ว่าจะกรณีใดๆ ข้าพเจ้ายินดีเป็นผู้รับผิดชอบค่าใช้จ่ายที่เกิดขึ้นทั้งหมด

ลงชื่อ (ผู้สมัครเข้าร่วมโครงการ)

(.....)

วันที่

สำหรับบิดา/มารดา/ผู้ปกครอง

ข้าพเจ้า นาย/นาง/นางสาว.....เกี่ยวข้องกับเป็นผู้แทนโดยชอบ

ธรรมตามกฎหมายของนาย/นาง/นางสาว..... คณะ.....



โดยเกี่ยวข้องกับ.....โทรศัพท์ติดต่อ..... Line ID (ถ้ามี):.....

ขอรับรองว่านิสิตมีสุขภาพ ร่างกายและจิตใจพร้อมที่จะเข้าร่วมโครงการครบถ้วนตามระยะเวลาที่กำหนด พร้อมรับทราบและยินดีสนับสนุนค่าใช้จ่ายของนิสิตข้างต้นในการเข้าร่วมโครงการแลกเปลี่ยนนิสิตระยะยาว (Spring 2020) ณ Shimane University ประเทศญี่ปุ่น

ลงชื่อ(ผู้ปกครอง)

(.....)

วันที่.....



人とともに 地域とともに
 国立大学法人
 島根大学

Exchange Student Guidebook

CONTENTS	PAGE
General Information	1
Calendar	2
Academic Information	2-7
Housing Information	8
Financial Matters	9
Visa Application	10
Arrival Information	10-11
Application	12-13

SHIMANE UNIVERSITY



General Information

Name of institution	SHIMANE UNIVERSITY
Name of the head / Title	Yasunao HATTORI, Ph.D. President
Country / City	Matsue and Izumo, Shimane JAPAN
Campus	2 campuses (Matsue and Izumo) *Faculty of Medicine is located in Izumo Campus.
URL	http://www.shimane-u.ac.jp/
URL for int'l student exchange	http://kokusai.shimane-u.ac.jp/

Responsible person of international exchange

Akira DEGUCHI, PhD. (Mr.)

Director

Center for International Exchanges

Office hours 08:30 - 17:15

Contact for student exchange
International Student Section of the
International Exchange Division

Telephone (+81-852-32-6106)

Fax (+81-852-32-6481)

E-mail
(ied-ryugaku@office.shimane-u.ac.jp)

Name of international office

Takatoshi FUKUDA (Mr.)

Head

International Exchange Division

Contact for int'l agreement
International Cooperation Section of the
International Exchange Division

Telephone (+81-852-32-9735)

Fax (+81-852-32-6481)

E-mail
(ied-koryu@office.shimane-u.ac.jp)

Calendar Information

Academic system

Semester System

*Semester 1: April - September

term exam: late Jul.

summer break: Aug. – Sep.

*Semester 2: October – March

winter break: late Dec. - early Jan.

term exam: late Jan.

spring break: Feb. – Mar.

Fiscal year

From 1 April to 31 March

Arrival dates for exchange students

Semester 1: early April

Semester 2: late September

Orientation for int'l students

Semester 1: early April

Semester 2: early October

Academic Information


Academic levels offered to exchange students

Undergraduate, Master level and PhD level.

* There are special courses offered to international students in Japanese Studies

Classification of international exchange student status at Shimane University

Exchange students from partner universities shall be enrolled at Shimane University as a non-degree (non-regular) student under the following category.



Category of Exchange Students

Category	Description	Credits
Special Auditing Students – undergraduate (□ □ □ □ □ □ □ □)	International exchange students who are admitted to particular undergraduate classes. They receive credits after passing final examinations.	○
Special Auditing Students –graduate (□ □ □ □ □ □ □ □)	International exchange students who are admitted to particular graduate classes. They receive credits after passing final examinations.	○
Special Research Students –graduate only (□ □ □ □ □ □ □ □)	International exchange students who are admitted to conduct particular research projects under a research advisor. They receive research certificates after completing their projects.	---



Language instructed in the courses offered to exchange students

Most of the classes are provided in Japanese for undergraduate course, but there are a few classes offering in English for Master and Doctor's course:

MA/PhD courses in Earth & Geoenvironmental Science / MA course in Environmental Science (Special Courses for International Students)

“Special Research Students” may be instructed in English by advisor depending on research.

Classes exchange students can register for

Exchange students ("Special Auditing Students") can register for regular classes provided by Shimane University. (JLPT Level N3 or its equivalent preferred.)

For further detailed information, please see the separate sheet entitled "Outline for the Japanese studies and other classes ---for International Exchange Students."

Language requirement for exchange students

* JLPT Level N3 or its equivalent preferred.

Japanese language credit courses for international students are divided into three levels; Elementary, Intermediate, and Advanced. There is no Japanese credit course for those who haven't studied Japanese at all. Non-credit introductory and elementary Japanese Language supplementary classes are offered for students who don't have enough Japanese proficiency. The certification of completion will be issued for the students who have attended more than two-thirds of the course.

* Those who wish to be enrolled in the Special Courses for International Students stated above are required to submit English proficiency certificates such as TOEFL and IELTS.

Requirements of study hours for exchange students

Exchange students must enroll for a minimum of 10 hours of class (seven courses) for a week as required by Japanese immigration regulations.

Faculty & department

There are six faculties:

- 1) Faculty of Law & Literature
- 2) Faculty of Education
- 3) Faculty of Human Sciences
- 4) Faculty of Medicine
- 5) Interdisciplinary Faculty of Science and Engineering;
- 6) Faculty of Life and Environmental Science.

For further information, please see "Shimane University Prospectus"

(English)

https://kokusai.shimane-u.ac.jp/english/study_abroad/prospectus.html

Departments:

- 1) Law and Economics, Socio-cultural Studies, and Language & Culture
- 2) Elementary Education, Special Support Education, Language Education, Education of Social and Cultural Studies, Natural Science Education, Fundamental Mathematics Education, Health and Physical Education, Music Education, Art Education
- 3) Human Sciences
- 4) Medicine, Nursing
- 5) Physics and Materials Science, Chemistry, Earth Science, Mathematics, Information Systems Design and Data Science, Mechanical, Electrical, and Electronic Engineering, Architectural Design
- 6) Life Sciences, Agricultural and Forest Sciences, Environmental and Sustainability Sciences

Events around Matsue city

★are the trips open to all the international students.

Students registering Japanese courses may join in these fieldtrips and activities as a part of the courses.

- Oct. Matsue festival Do Gyoretsu
Visit to Adachi Museum
(Japanese garden)
- Nov. Visit to Izumo Shrine
Iwami Kagura
- Dec. Morotabune Shinto ritual
Soba making
- Jan. Visit to Matsue History Museum
- Feb. Green Tea factory trip
Ski Trip to Mt. Daisen★
- Mar. Field Trip to Kansai area★
Visit to Soy sauce store-house
Wagashi making
- Apr. Aofushigaki Shinto ritual
Doll Festival in Yasugi
Cherry Blossom Meeting
- May Hunting for fireflies
Visit to Yuushien (Japanese garden)
- Jun. Visit to Gessyo temple
(Hydrangea temple)
- Sep. Field trip to Ohnan Town,
Shimane Prefecture★
Matsue Lantern Festival

Japanese Tea Culture Experience



Kimono experience



National Treasure Matsuejo Castle



*The above is subject to change depending on the year.

Events of Shimane University



International Students Party in December

Field trips for International Students

They are held by the Center for International Exchange of Shimane University which will provide you with some financial aid.

Field Trip to Ohnan town




4-day trip in September
Participation fee: about 2,000yen

- Farm Stay
- Interaction with local people
- Visit to a local High school and an Elementary School
- Visit to a Sake Brewery
- Kagura Event (Traditional Shinto-Dance)

This trip will enable you to learn traditional Japanese culture and lifestyle.

Ski Trip to Mt. Daisen




2-day trip in February

Participation fee: about 7,500yen

Mt. Daisen has the ski area that boasts the largest scale in Western Japan. You can experience skiing and get close interaction with participating students. This trip will provide you with a good chance to enjoy the beautiful nature of the winter in Japan.

Field Trip to Kansai area



3-day trip to Kyoto, Osaka and Kobe in March

Participation fee: about 12,000yen

This trip will give you a chance to learn Japanese culture and traditional technology through a visit to some historic sites such as Kinkaku-ji Temple, Kiyomizudera Temple and a sake brewery. You will also have a chance to visit facilities with Japanese cutting-edge technology like Disaster Reduction and Human Renovation Institute and Universal Studios Japan.

*Contents and destination are subject to change depending on the year.

Housing Information

Housing arrangement & allocation

International Exchange Division will try to make housing arrangements and assignment. Exchange students will be given priority to be allocated in the University International House upon demand of the student. If rooms are full, International Office will allocate students in the Student Dormitory or help them to find an off-campus accommodation.



International House (Matsue Campus)
<Number of rooms> 26 rooms for single, and
1 room for married couple

- * 5 minute walk to campus (2 mins by bicycle.)
- * Residents share cooking facilities, shower rooms, and laundry facilities. (There is no meal plan system.)
- * All the rooms are furnished. (bed, desk, chair, bookshelf, wardrobe, washbasin and toilet) Each room has a telephone hookup.
- * Residents will have to buy a set of linens, pillows, blankets, futons, etc.

Cost



Univ. Int'l House: 5,900 yen (monthly) for single room, communal expenses, and utility expenses, including electricity, gas, and water.

Student Dormitory: 4,000 - 24,000 yen (monthly) for single room, communal expenses, and utility expenses, including electricity, gas, and water.

Off Campus: Approximately monthly rent will be 20,000 - 50,000 yen for an en suite room. In addition to a rent, a resident needs to pay communal expenses and utility expenses, including electricity, gas, and water.

Student Cafeteria

There is no cafeteria or dining hall in the dormitory. Two cafeterias on campus offer a wide range of foods including Halal menus.

Financial Matters

Cost of living

Approximately 60,000 yen per month for on-campus resident and 100,000 yen per month for off-campus resident are considered the minimum that should be available.

On arrival, students should bring some cash at least 150,000 yen to 200,000 yen with you for settling in for the first month in Japan.

Exchange students should be responsible for preparing sufficient financial support their own for studying and living in Shimane.

* Tuition and fees in Shimane University shall be waived for exchange students, but they will pay regular tuition and related fees to their home university.

National health insurance

Exchange students will be required to purchase national health insurance in Japan after their arrival. (approx. 2,000 yen per month.)

Overseas travel & accidents insurance

Exchange students are also strongly recommended to bring an additional adequate insurance which covers travel and accidents.

Disaster & accident insurance for students

Exchange students are recommended to purchase "Disaster and Accident Insurance for students" which covers accidents during study, research and university activities. Exchange students can apply for this insurance in the university after their arrival. (950-1,200 yen per year, depending on affiliated faculty.) Please ask at Student Support Division for details and application after arrival.

Visa Application

Application procedure

Exchange students must apply for a visa at the nearest Japanese embassy or consulate before departing. Exchange students must apply for a "Student" visa status at the Japanese embassy/consulate in the country.

International Student Section of Shimane University will send a "Certificate of Eligibility" issued by the Japanese immigration office to each exchange student through the international office of the partner university.

Students need to apply for a visa with the necessary documents including a Certificate of Eligibility and Notice of Acceptance.

Arrival Information

Pick-up service on arrival

Yes, on demand of the student.

* Please note that an exchange student should be responsible to reach at Matsue Station.

Name of closest airport

Izumo Airport or Yonago Airport

*Izumo: domestic flights are only available.

Yonago: domestic flights and international flights from Seoul, Korea are available.

*It will take about 40 mins by bus from either airport to get Matsue campus.

Transportation from int'l airports

1. From Kansai International Airport (KIX)
 - (1) Fly to Izumo Airport from Itami Airport (Domestic flight)
 - ① KIX to Osaka/Itami Airport: 90 mins by bus
http://www.okkbus.co.jp/en/timetable/kix/t_itm.html
 - ② Osaka/Itami Airport to Izumo Airport: 1 hour-flight
<http://osaka-airport.co.jp/en/flight/flightscheduleresult/?airport=IZO>
 - ③ Izumo Airport to Matsue Station: 30 mins by bus
<http://www.ichibata.co.jp/taxi-matsue/shuttle/index.html>
 - (2) To Matsue station by train: about 5 hours
Kansai airport~Osaka~Shin-Osaka~Okayama~Matsue
<http://www.kansai-airport.or.jp/en/access/train/index.html>
<https://www.jr-odekake.net/>
 - (3) To Matsue station by bus: about 5 hours
Kansai airport~Osaka Sta. (Shin-Hankyu Hotel)
Hankyu-Sanbangai Bus terminal (Hankyu-Umeda)~Matsue
<http://www.kate.co.jp/en/timetable/index>
<http://bus.hankyu.co.jp/highway/route/timetable/highway16.php>

2. From New Tokyo International Airport (Narita-NRT)
 - (1) Fly to Izumo Airport or Yonago Airport (Domestic flight)
 - ① NRT to Tokyo/Haneda Airport: 90 mins by bus
<http://www.limousinebus.co.jp/en/>
 - ② Tokyo/Haneda Airport to Izumo or Yonago Airport:
80 min-flight
<http://jatns.tokyo-airport-bldg.co.jp/en/flight/domestic/>
 - ③ Izumo Airport to Matsue Station: 30 mins by bus
<http://www.ichibata.co.jp/taxi-matsue/shuttle/index.html>
 - Yonago Airport to Matsue Station: 45 mins by bus
<http://www.ichibata.co.jp/taxi-matsue/shuttle/yonago.html>

Transportation Expenses

1. From Kansai International Airport (KIX)
 - (1) ① Bus from KIX to Osaka/Itami Airport: 1,950 yen
② Flight fare from Osaka/Itami Airport to Izumo Airport:
about 15,000 yen~
③ Bus from Izumo Airport to Matsue: 1,030 yen
 - (2) Train fare from KIX to Matsue: about 12,000 yen
 - (3) Bus fare from KIX to Matsue: about 7,000 yen
2. From New Tokyo International Airport (NRT)
 - ① Bus from NRT to Tokyo/Haneda Airport: 3,100 yen
 - ② Flight fare from Tokyo/Haneda Airport to Izumo Airport or
Yonago Airport: about 19,000 yen~
 - ③ Bus from Izumo Airport to Matsue Station: 1,030 yen
Bus from Yonago Airport to Matsue Station: 990 yen

Application

Application
deadline

Semester 1 (for starting Mar.): mid-November
Semester 2 (for starting Oct.): early April

Application
forms &
necessary
documents

【Documents for Admission to Shimane University】

- (1) Foreign Special Auditing/Research Student Application Form (form provided)
- (2) Course Request Form (form provided)
- (3) Personal Information (form provided)
- (4) Personal History (form provided)
- (5) Certificate of Health (form provided)
- (6) Recommendation letter from the dean of the faculty or the dean of the office
- (7) Academic transcript
(Please attach an English or Japanese translation.)
- (8) Certificate of Enrollment
(Please attach an English or Japanese translation.)
- (9) Study plan at Shimane University (form provided)
(Please refer to attached Guidelines for making Study Plan.)
- (10) Documents to certify applicant's Japanese language proficiency if any

* Those who wish to be enrolled in the Special courses for International Students stated above are required to submit English proficiency certificates such as TOEFL and IELTS.

【Documents for Immigration】

- (1) Application for Certificate of Eligibility (form provided)
- (2) 2 Photographs
- (3) Photocopy of passport
- (4) Pledge and certificate of current position of the financial supporter
- (5) Financial supporter's bank statement (Deposit balance statement)
*The statement must indicate the deposit has more than JPY 1,500,000 to cover living expenses and travel costs.
- (6) Copy of the financial supporter's ID card
- (7) Financial supporter's job certificate

* The application materials will be distributed from the international office every October and February.

Send application
to

International Student Section
International Exchange Division,
Shimane University
1060 Nishikawatsu-cho, Matsue, Shimane
690-8504 JAPAN
Tel : +81-852-32-6106
Fax: +81-852-32-6481

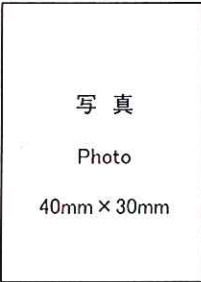
◆INQUIRIES◆

International Student Section
International Exchange Division
Shimane University
1060 Nishikawatsu-cho, Matsue, Shimane
690-8504 JAPAN
Tel : +81-852-32-6106 Fax: +81-852-32-6481
E-mail: ied-rvugaku@office.shimane-u.ac.jp

在留資格認定証明書交付申請書
APPLICATION FOR CERTIFICATE OF ELIGIBILITY

To the Director General of Regional Immigration Bureau

出入国管理及び難民認定法第7条の2の規定に基づき、次のとおり同法第7条第1項第2号に
Pursuant to the provisions of Article 7-2 of the Immigration Control and Refugee Recognition Act, I hereby apply for the certificate showing eligibility for the conditions provided for in 7, Paragraph 1, Item 2 of the said Act.



1 国籍・地区 Nationality/Region
2 生年月日 Date of birth
3 氏名 Name
4 性別 Sex
5 出生地 Place of birth
6 配偶者の有無 Marital status
7 職業 Occupation
8 本国における居住地 Home town/city

9 日本における連絡先 Address in Japan
10 旅券 (1)番 Passport Number
(2)有効期限 Date of expiration

11 入国目的 (次のいずれか該当するものを選んでください) Purpose of entry: check one of the followings
12 入国予定年月日 Date of entry
13 上陸予定港 Port of entry

14 滞在予定期間 Intended length of stay
15 同伴者の有無 Accompanying persons, if any

16 査証申請予定地 Intended place to apply for visa
17 過去の出入国歴 Past entry into / departure from Japan

18 犯罪を理由とする処分を受けたことの有無 (日本国外におけるものを) Criminal record (in Japan / overseas)

19 退去強制又は出国命令による出国の有無 Departure by deportation / departure order

20 在日親族 (父・母・配偶者・子・兄弟姉妹など) 及び同居者 Family in Japan (Father, Mother, Spouse, Son, Daughter, Brother, Sister or others) or co-residents

Table with 7 columns: 続柄, 氏名, 生年月日, 国籍・地域, 同居予定, 勤務先・通学先, 在留カード番号

※ 20については、記載欄が不足する場合は別紙に記入して添付すること。
Regarding item 20, if there is not enough space in the given columns to write in all of your family in Japan, fill in and attach a separate sheet.

21 通学先 Place of study

(1) 名称 島根大学
Name of school

(2) 所在地 島根県松江市西川津町1060 (3) 電話番号 0852-32-6106
Address Telephone No.

22 修学年数 (小学校～最終学歴) 年
Total period of education (from elementary school to last institution of education) Years

23 最終学歴 (又は在校中の学校) Education (last school or institution) or present school

(1) 在籍状況 卒業 在学中 休学中 中退
Registered enrollment Graduated In school Temporary absence Withdrawal

大学院 (博士) 大学院 (修士) 大学 短期大学 専門学校
Doctor Master Bachelor Junior college College of technology

高等学校 中学校 小学校 その他)
Senior high school Junior high school Elementary school Others

(2) 学校名 (3) 卒業又は卒業見込み年月 年 月
Name of the school Date of graduation or expected graduation Year Month

24 日本語能力 (専修学校又は各種学校において日本語教育以外の教育を受ける場合に記入)
Japanese language ability (Fill in the followings when the applicant plans to study at advanced vocational school or vocational school (except Japanese language))

試験による証明 Proof based on a Japanese language test

(1) 試験 Name of the test (2) 級又は点数 Attained level or score

日本語教育を受けた教育機関及び期間 Organization and period to have received Japanese language education

機関名
Organization

期間: 年 月 から 年 月 まで
Period from Year Month to Year Month

その他
Others

25 日本語学習歴 (高等学校において教育を受ける場合に記入)
Japanese education history (Fill in the followings when the applicant plans to study in high school)

日本語の教育又は日本語による教育を受けた教育機関及び期間
Organization and period to have received Japanese language education / received education by Japanese language

機関名
Organization

期間: 年 月 から 年 月 まで
Period from Year Month to Year Month

26 滞在費の支弁方法等 Method of support to pay for expenses while in Japan

(1) 支弁方法及び月平均支弁額 Method of support and an amount of support per month (average)

本人負担 円 在外経費支弁者負担 円
Self Yen Supporter living abroad Yen

在日経費支弁者負担 円 奨学金 円
Supporter in Japan Yen Scholarship Yen

その他 円
Others Yen

(2) 送金・携行等の另 Remittances from abroad or carrying cash

外国からの携行 円 外国からの送金 円
Carrying from abroad Yen Remittances from abroad Yen

(携行者 携行時期) その他 円
Name of the individual carrying cash Date and time of carrying cash Others Yen

(3) 経費支弁者 Supporter

① 氏名
Name

② 住所 電話番号
Address Telephone No.

③ 職業 (勤務先の名称) 電話番号
Occupation (place of employment) Telephone No.

④ 年収 円
Annual income Yen

(4) 申請人との関係 (上記(1)で在外経費支弁者負担又は在日経費支弁者負担を選択した場合に記入)
Relationship with the applicant (Check one of the followings when your answer to the question 26(1) is supporter living abroad or Japan)

- 夫 妻 父 母 祖父 祖母 養父 養母
Husband Wife Father Mother Grandfather Grandmother Foster father Foster mother
- 兄弟姉妹 叔父 (伯父)・叔母 (伯母) 受入教育機関 友人・知人
Brother / Sister Uncle / Aunt Educational institution Friend / Acquaintance
- 友人・知人の親族 取引関係者・現地企業等職員
Relative of friend / acquaintance Business connection / Personnel of local enterprise
- 取引関係者・現地企業等職員の親族 その他)
Relative of business connection / personnel of local enterprise Others

(5) 奨学金支給機関 (上記(1)で奨学金を選択した場合に記入)
Organization which provide scholarship (Check one of the following when the answer to the question 26(1) is scholarship)

- 外国政府 日本国政府 地方公共団体
Foreign government Japanese government Local government
- 公益社団法人又は公益財団法人 () その他)
Public interest incorporated association / Public interest incorporated foundation Others

27 卒業後の予定 Plans after graduation

- 帰国 日本での進学
Return to home country Enter school of higher education in Japan
- 日本での就職 その他)
Find work in Japan Others

28 本邦における申請人の監護人 (通学先が中学校又は小学校の場合に記入)
Actual guardian in Japan (Fill in the following if the applicant is to study at a junior high school or elementary school)

- (1) 氏名 (2) 本人との関係
Name Relationship with the applicant
- (3) 住所
Address
- 電話番号 携帯電話番号
Telephone No. Cellular Phone No.

29 申請人, 法定代理人, 法第7条の2第2項に規定する代理人
Applicant, legal representative or the authorized representative, prescribed in Paragraph 2 of Article 7-2.

- (1) 氏名 島根大学国際交流課 (2) 本人との関係 受入れ教育機関
Name Relationship with the applicant
- (3) 住所 島根県松江市西川津町1060
Address
- 電話番号 0852-32-6106 携帯電話番号
Telephone No. Cellular Phone No.

以上の記載内容は事実と相違ありません I hereby declare that the statement given above is true and correct.
申請人 (代理人) の署名 / 申請書作成年月日 Signature of the applicant (representative) / Date of filling in this form

年 月 日
Year Month Day

注意 申請書作成後申請までに記載内容に変更が生じた場合, 申請人 (代理人) が変更箇所を訂正し, 署名すること。
Attention In cases where descriptions have changed after filling in this application form up until submission of this application, the applicant (representative) must correct the part concerned and sign their name.

※ 取次者 Agent or other authorized person

- (1) 氏名 (2) 住所 島根県松江市西川津町1060
Name Address
- (3) 所属機関等 Organization to which the agent belongs 電話番号 Telephone No.
島根大学国際交流課 0852-32-6106

別紙様式第11号

年 月 日
Date : Year Month Day

島根大学長 殿
To: The President of Shimane University

外国人特別聴講学生願書
Foreign Special Auditing Student (Part-time student) Application Form

下記のとおり外国人特別聴講学生として入学を志願します。
I apply as Part-time student as stated below. I hope my application will be accepted.

記

氏名 Name in full	自国語 In native language						
	ローマ字 In Roman block capitals	(Sex) <input type="checkbox"/> Male <input type="checkbox"/> Female					
国籍 Nationality							
現住所 Present Address							
在籍希望期間 Period of study	年 月 日 から		年 月 日まで				
	Year Month Day		Year Month Day				
外国人特別聴講学生として志願する目的 Purpose of study at Shimane University							
履修を希望する授業科目 Courses you plan to take.							
時間割コード Code	授業科目 Subject	担当教員 Teacher	印	単位数 Credit			曜日・時限 Days · Period
				通年 Year	前期 1st.	後期 2nd.	
別紙に記入してください。 Please fill out the course request form attached.							
入学希望の学部・研究科 Applying Faculty etc.				指導教員 Advisor	印		
日本国内の連絡先 Mailing address in Japan		〒 Phone :					

単位認定の希望の有無 Do you need Credits?	<input type="checkbox"/> 有 Yes	<input type="checkbox"/> 無 No
------------------------------------	-----------------------------------	----------------------------------

備考 用紙は、日本工業規格A4判とする。



履修希望授業科目表 COURSE REQUEST FORM

氏名
Name

No.	時間割コード Code	授業科目 Subject	担当教員 Teacher	印	単位数 Credit			曜日・時限 Days・Period
					通年 Year	前期 1st	後期 2nd	
1				/				
2				/				
3				/				
4				/				
5				/				
6				/				
7				/				
8				/				
9				/				
10				/				
11				/				
12				/				
13				/				
14				/				

■INSTRUCTIONS■

時間割コード、授業科目、担当教員、単位数を記入してください。1学期に6科目以上登録する必要があります。授業の情報は、島根大学シラバス(<http://gakumuweb1.shimane-u.ac.jp/syllabus/>)から調べることができます。正式な履修登録は、入学後に行います。学期ごとに決められた履修登録期間に登録を完了してください。日本の入国管理法により、留学生は週10時間以上(6科目以上)修学することが義務づけられています。

Please indicate the course code, subject, name of the teacher, and the number of credits for a **minimum of 6 courses** you wish to study per semester.

You can search course information and syllabi online at: <http://gakumuweb1.shimane-u.ac.jp/syllabus/>.

You will be required to register for courses upon your arrival. Course registration must be completed within the designated period each semester.

To maintain "Student" status, exchange students must enroll in a minimum of 10 hours of class (6 courses) for a week as required by Japanese immigration regulations.

個人調査票/Personal Information

1. 氏名 Name	氏Family name	名Given name
2. 在籍大学名 Home University		
在籍学部/研究科 Faculty/School		
専攻 Field of study		
在籍課程 Course	<input type="checkbox"/> 学部 (Undergraduate) <input type="checkbox"/> 修士 (Master course) <input type="checkbox"/> 博士 (Doctoral course) 学年Grade (School year) ____	
3. 留学期間終了 (帰国) 後の卒業見込年月 Expected graduation date after completing study at Shimane University	_____年 _____月 year month	
4. 住所 Present address	電話番号Phone number : メールアドレスE-mail address :	
5. 留学希望学部研究科・ 学科専攻 Faculties/Graduate Schools and Departments Courses in which you wish to study	1. 第1希望 : _____ 学部研究科 _____ 学科専攻 First Choice Faculty/Graduate School Department/Course 2. 第2希望 : _____ 学部研究科 _____ 学科専攻 Second Choice Faculty/Graduate School Department/Course ※ 学部は、法文学部、教育学部、人間科学部、総合理工学部、生物資源科学部から選択してください。 Please choose faculties out of the five faculties; Law & Literature, Education, Human Sciences, Science & Engineering, and Life & Environmental Science for undergraduate course. ※ 大学院は、人文社会科学部研究科、教育学研究科、総合理工学研究科(博士後期)、自然科学研究科から選択してください。 Please choose graduate schools out of the four graduate schools; Humanities & Social Sciences, Education, Science & Engineering (doctoral course), and Natural Science & Technology for graduate course.	
6. 登録希望区分 Category under which you wish to be enrolled	①~④のいずれかを選んでください。 Please choose ①, ② or ④. <input type="checkbox"/> ①学部特別聴講学生 (Special Auditing Students - Undergraduate) <input type="checkbox"/> ②大学院特別聴講学生 (Special Auditing Students - Graduate) <input type="checkbox"/> ③大学院特別研究学生 (Special Research Students - Graduate only)	
7. 留学希望時期 Planned duration of study	①, ②のどちらかを選んでください。 Please choose ① or ②. <input type="checkbox"/> ① 2020年 4月 から 2021年 3月 まで from year month to year month <input type="checkbox"/> ② 2020年 4月 から 2020年 9月 まで from year month to year month	
8. 日本語能力 Japanese language proficiency	日本語を勉強したことがありますか? Have you studied Japanese? <input type="checkbox"/> はい Yes <input type="checkbox"/> いいえ No 「はい」と答えた人は、日本語学習時間又は日本語能力検定試験のスコア等を書いてください。 If yes, please write study period or scores of Japanese Language Proficiency Tests etc. 書くWriting <input type="checkbox"/> 優Excellent <input type="checkbox"/> 良Good <input type="checkbox"/> 可Satisfactory <input type="checkbox"/> 不可Poor 読むReading <input type="checkbox"/> 優Excellent <input type="checkbox"/> 良Good <input type="checkbox"/> 可Satisfactory <input type="checkbox"/> 不可Poor 聞くListening <input type="checkbox"/> 優Excellent <input type="checkbox"/> 良Good <input type="checkbox"/> 可Satisfactory <input type="checkbox"/> 不可Poor 話すSpeaking <input type="checkbox"/> 優Excellent <input type="checkbox"/> 良Good <input type="checkbox"/> 可Satisfactory <input type="checkbox"/> 不可Poor	

履 歴 書

Personal History

氏 名

(自国語)

生年月日

(Name in full in vernacular)

(Date of Birth)

(ローマ字)

性別

年齢

(In Roman block capitals)

(Sex)

(Age)

国 籍

(Nationality)

現住所

(Present Address)

本 籍

(Permanent Address)

写真 (6×4cm)

Attach your
photograph taken
within the past
6 months

現 職 (在学大学名又は勤務先名まで記入すること。)

(Present status; with the name of the university attended, or of the
place of employment)

学 歴 (Educational Background)

	学校名及び所在地 Name and Address of School	正 規 の 修学年数 Required Years of Study	入 学 及 び 卒 業 年 月 Year and Month of Entrance and Completion	専 攻 科 目 Major Subject	学 位 - 資 格 - Diploma or Degree awarded
初 等 教 育 (Elementary Education)	学校名 (Name) 所在地 (Location)	年 (Years)	入 学 (from) 卒 業 (to)		
中 等 教 育 (Lower Secondary Education)	学校名 (Name) 所在地 (Location)	年 (Years)	入 学 (from) 卒 業 (to)		

高 校 (Upper Secondary Education)	学校名 (Name) 所在地	年 (Years)	入学 (from) 卒業		
高 等 教 育 (Higher Education) 大 学 (Undergraduate Level)	学校名 (Name) 所在地 (Location)	年 (Years)	入学 (from) 卒業 (to)		
高 等 教 育 (Higher Education) 大 学 院 (Graduate Level)	学校名 (Name) 所在地 (Location)	年 (Years)	入学 (from) 卒業 (to)		
以上を通算した全学校教育修学年数 (Total years of schooling mentioned above)		年			

(注) 上欄に書ききれない場合には、適当な別紙に記入して添付すること。

In case blank spaces above are not enough to fill in, please accompany this form by an annexed sheet.

過去に専攻した専門分野 (できるだけ具体的に書くこと。)

(Field of study specialized in the past; Describe in detail and as concretely as possible.)

職 歴 (Employment Record; begin with the most recent one.)

勤務先及び所在地 Name and Address of the place of Employment	勤務期間 Period of Employment	役職名 Position	職務内容 Type of Work
	from to		
	from to		
	from to		

著書、論文 (卒業論文を含む) があれば、その題名、出版社名、出版年月日、出版場所を記入すること。

(State the titles or subjects of books or papers (including the graduation thesis) ,if any,with the names and address of publishers and the date of publication.)

家 族 (Family Background)

氏 名 Name	続 柄 Relationship	職 業 Occupation	同伴の有無 To accompany or not

日本語の学習歴 (Japanese Language Background)

経費支弁誓約書

Pledge of Financial Support

日本国法務大臣 殿

To: The Minister of Justice, Japan

申請者の氏名 _____

Applicant's name

私は上記の者が日本国に滞在中の経費（生活費および旅費等）に関して、責任をもって支弁することを誓約いたします。

I hereby pledge to financially support the above mentioned applicant's expenses (travel and cost of living) during their period of stay in Japan.

申請者との続柄 Relationship

経費支弁者署名 Signature of financial supporter

日付 Date

健康診断書
CERTIFICATE OF HEALTH (to be completed by the examining physician)

日本語又は英語により明瞭に記載すること。
Please fill out (PRINT/TYPE) in Japanese or English.

氏名 Name: _____
 Family name, First name Middle name
 男 Male 生年月日 Date of Birth: _____ 年齢 Age: _____
 女 Female

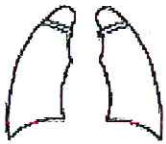
1. 身体検査
Physical Examinations

- (1) 身長 Height _____ cm 体重 Weight _____ kg
- (2) 血圧 Blood pressure _____ mm/Hg ~ _____ mm/Hg 血液型 Blood Type

A B O	RH +
	-

 脈拍 Pulse 整 regular 不整 irregular
- (3) 視力 Eyesight: (R) _____ (L) _____ (R) _____ (L) _____
 裸眼 without glasses 矯正 with glasses or contact lenses 色覚異常の有無 color blindness 正常 normal 異常 impaired
- (4) 聴力 Hearing: 正常 normal 低下 impaired 言語 speech: 正常 normal 異常 impaired

2. 申請者の胸部について、聴診とX線検査の結果を記入してください。X線検査の日付も記入すること（6ヶ月以上前の検査は無効。）
Please describe the results of physical and X-ray examinations of applicant's chest x-ray (X-ray taken more than 6 months prior to the certification is NOT valid).



肺 lung: 正常 normal 異常 impaired
 ← Date _____
 Film No. _____

心臓 Cardiomegaly: 正常 normal 異常 impaired

異常がある場合
心電図 Electrocardiograph: 正常 normal 異常 impaired

Describe the condition of applicant's lung.

3. 現在治療中の病気 Disease Treated at Present Yes (Disease: _____) No

4. 既往症

Past history: Please indicate with + or - and fill in the date of recovery

Tuberculosis..... (. . .) Malaria..... (. . .) Other communicable disease..... (. . .)
 Epilepsy..... (. . .) Kidney Disease..... (. . .) Heart Diseases..... (. . .)
 Diabetes..... (. . .) Drug Allergy..... (. . .) Psychosis..... (. . .)
 Functional Disorder in extremities..... (. . .)

5. 検査 Laboratory tests

検尿 Urinalysis: glucose (), protein (), occult blood ()

赤沈 ESR: _____ mm/Hr, WBC count: _____ /cmm 貧血 anemia

Hemoglobin: _____ gm/dl, GPT: _____

6. 診断医の印象を述べて下さい。

Please describe your impression.

7. 志願者の既往歴、診察・検査の結果から判断して、現在の健康の状況は十分に留学に耐えうるものと思われますか？
In view of the applicant's history and the above findings, is it your observation his/her health status is adequate to pursue studies in Japan?
yes no

日付 Date: _____ 署名 Signature: _____

医師氏名 Physician's Name in Print: _____

検査施設名 Office/Institution: _____
 所在地 Address: _____

留学計画書作成要領 **Guidelines for writing Study Plan**

在籍大学 Home University	<input style="width: 95%;" type="text"/>	氏名 Name	<input style="width: 95%;" type="text"/>
留学を希望する学部/研究科・ 学科/専攻 Faculties/Graduate Schools and Departments/Courses in which you wish to be enrolled	第1希望 1st Choice	<input style="width: 95%;" type="text"/> 学部/研究科 Faculty/Graduate School	<input style="width: 95%;" type="text"/> 学科/専攻 Department/Course
	第2希望 2nd Choice	<input style="width: 95%;" type="text"/> 学部/研究科 Faculty/Graduate School	<input style="width: 95%;" type="text"/> 学科/専攻 Department/Course

1. 在籍大学, 氏名, 留学希望学部/研究科・学科/専攻を記入してください。

記入に当たっては, 島根大学ホームページを参照してください。

Please refer to the website of Shimane University to choose faculties/Graduate schools and departments/courses in which you wish to study.

◆ Shimane University <http://www.shimane-u.ac.jp/en/>

◆ “Shimane University Prospectus”

(English) https://kokusai.shimane-u.ac.jp/files/00278942/PROSPECTUS_2018.pdf

※ 学部は, 法文学部, 教育学部, 人間科学部, 総合理工学部, 生物資源科学部から選択してください。

Please choose faculties out of the five faculties; Law & Literature, Education, Human Sciences, Science & Engineering, and Life & Environmental Science for undergraduate course.

※ 大学院は, 人文社会科学研究科, 教育学研究科, 総合理工学研究科 (博士後期), 自然科学研究科から選択してください。

Please choose graduate schools out of the four graduate schools; Humanities & Social Sciences, Education, Science & Engineering (doctoral course), and the Graduate School of Natural Science and Technology for graduate course.

2. 以下の I, II について, 学部生は日本語, 大学院生は日本語もしくは英語で記入してください。

Write about the topics following I and II. The statement must be typed in block letters.

- **Undergraduate Students should write it in Japanese.**
- **Graduate Students should write it in either Japanese or English.**

I. 島根大学での学習計画 Study plan at Shimane University

(1), (2) のいずれかについて, 日本語 800 字程度 (英語の場合は 400 語程度) で書いてください。

Please choose one out of the following two, (1) or (2), and write your concrete study plan in approximately 800 letters in Japanese or 400 words in English.

(1) 日本語・日本文化を希望する場合

For students who wish to study Japanese language and culture

① 在籍大学で, 今までどんな勉強をしてきたのか教えてください。

Describe what you have studied at your home university.

② 関心のあるテーマや分野について書いてください。

Specify the themes or fields you're interested in.

(例: 日本文学 (作品名), 短歌や和歌, 日本語の方言, 日本語の歴史と変遷, 日本人の宗

教観, 日本の歴史 (古代史, 中世史, 近代史等), 日本の法律など)

(e.g. Japanese Literatures (Titles of works), traditional Japanese poems, Japanese dialects, history and transition of Japanese language, religion for Japanese people, Japanese history (ancient / medieval / modern history, etc.), Japanese laws, etc.)

- ③ ②に関して, 島根大学での学習計画を具体的に書いてください。留学中の達成目標や挑戦したいことも含めて書いてください。

Write your concrete study plan concerning the above mentioned. Please include your goals or what you wish to achieve at Shimane University.

(2) 日本語・日本文化以外を希望する場合

For students who wish to study the fields other than Japanese language and culture

- ① 島根大学で学習を希望するテーマや分野について書いてください。

Specify the themes or fields you wish to study at Shimane University.

- ② 在籍大学で, 今までどんなことを勉強してきたのか教えてください。

Describe what you have studied at your home university.

- ③ ①に関して, 島根大学での学習計画を具体的に書いてください。留学中の達成目標や挑戦したいことも含めて書いてください。

Write your concrete study plan concerning the above mentioned. Please include your goals or what you wish to achieve at Shimane University.

II. 留学後の留学成果の活用計画 Utilization of your accomplishments of studying at Shimane University

帰国後の計画について, 日本語 800 字程度 (英語の場合は 400 語程度) で書いてください。

Please write your future plan or how to make the most of your accomplishments after returning your home university. Statement must be in approximately 800 letters in Japanese or 400 words in English.

【注意事項】 Notes

- (1) パソコンを使って作成してください。

The statement must be typed.

- (2) 学部生は日本語, 大学院生は日本語もしくは英語で記入してください。

Undergraduate Students should write in Japanese. Graduate Students should write in either Japanese or English.

- (3) A 4 サイズ 1 枚にまとめてください。

Statement must be within A4 size one page.

- (4) 具体的な学習計画が書かれていない場合, 受入れをお断りする場合があります。

単に「日本語を勉強したい」, 「日本文化を体験したい」といった内容では受け付けません。

If there is no mention of detailed study plan, your application might not be accepted.

We will not accept study plans just like "I want to study Japanese language" or "I want to experience Japanese culture."

- (5) 必ず本人が作成してください。本人以外が作成したと思われるものについては, 受理しません。

Write your study plan on your own. It cannot be accepted if made by anyone other than the applicant.

- (6) 上記の要領が守られていなければ, 申請を受理しません。

We would not accept your application if you cannot keep the rules above.

留学計画書 Study Plan

在籍大学 Home University		氏名 Name	
留学を希望する学部/研究科・ 学科/専攻 Faculties/Graduate Schools and Departments/Courses in which you wish to be enrolled	第1希望 1 st Choice	学部／研究科 Faculty/Graduate School	学科／専攻 Department/Course
	第2希望 2 nd Choice	学部／研究科 Faculty/Graduate School	学科／専攻 Department/Course

<以下の I, II について、学部生は日本語、大学院生は日本語もしくは英語で記入してください。>

Write about the topics following I and II. The statement must be typed in block letters.

- ・Undergraduate Students should write it in Japanese.
- ・Graduate Students should write it in either Japanese or English.

I. 島根大学での学習計画 Study plan at Shimane University

II. 留学後の留学成果の活用計画 Utilization of your accomplishments of studying at Shimane University